




# LEADTREND Investor Meeting

**TSE:3588**



Date : 2024/12/10

# Disclaimer

This following pages contain projections & estimates of financial information as well as market and product developments for future periods. These projections & estimates are based on information currently available which we believe to be reliable, but they involve risks and uncertainties.

Our actual results of operations and financial condition may differ significantly from those contained in the projections & estimates. These projections & estimates should not be interpreted as legally binding commitments, but rather as flexible information subject to change occasionally.

# Company Profile

# Company Profile

**Founded Date** Sep, 2002

**Listing Date** Aug, 2009

**Paid-in Capital** USD 18.6M (Nov, 2024)

**Workforce** 182 (Nov, 2024)

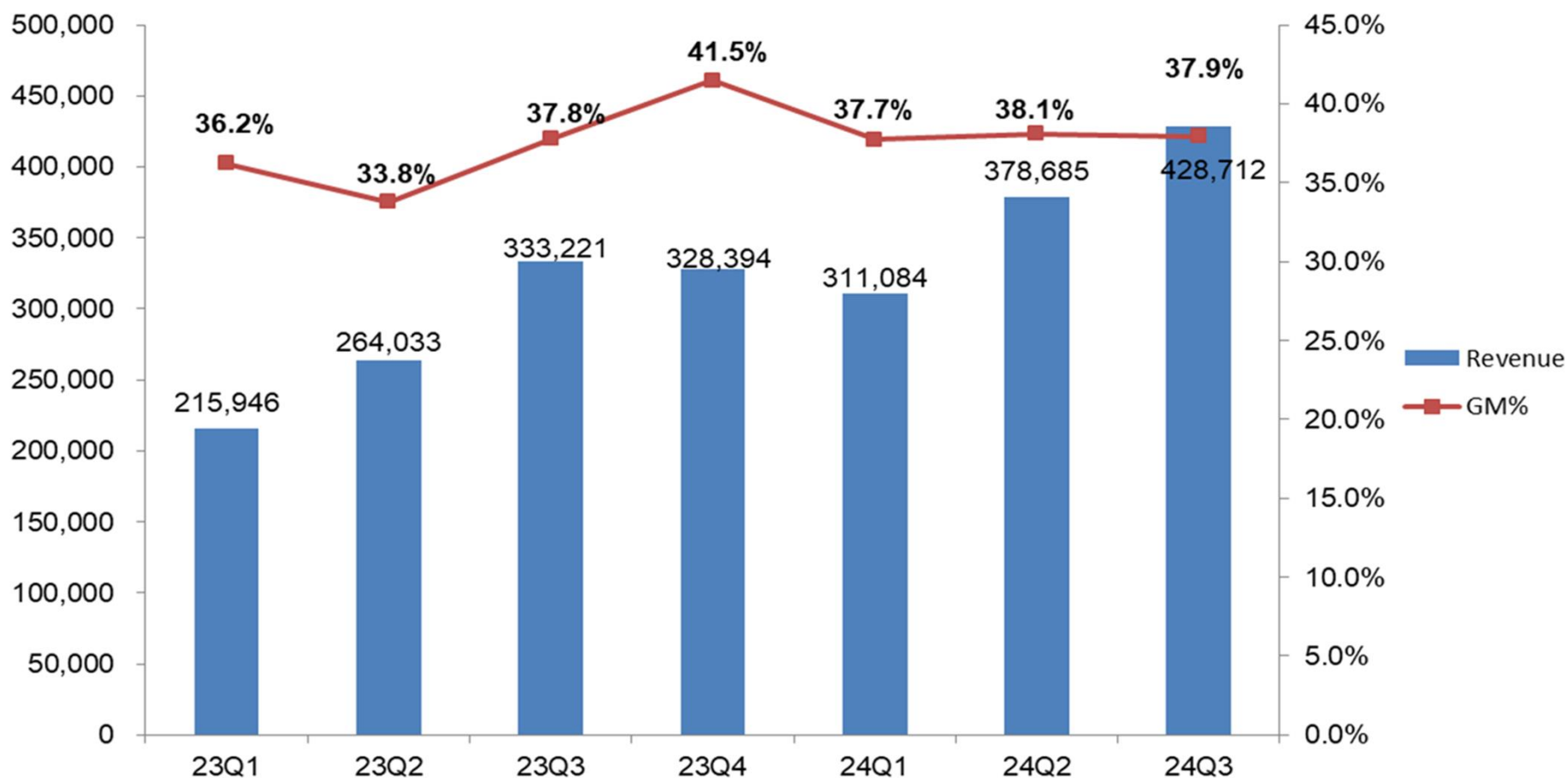
**Product** AC/DC Power  
Management IC

# Financial Results



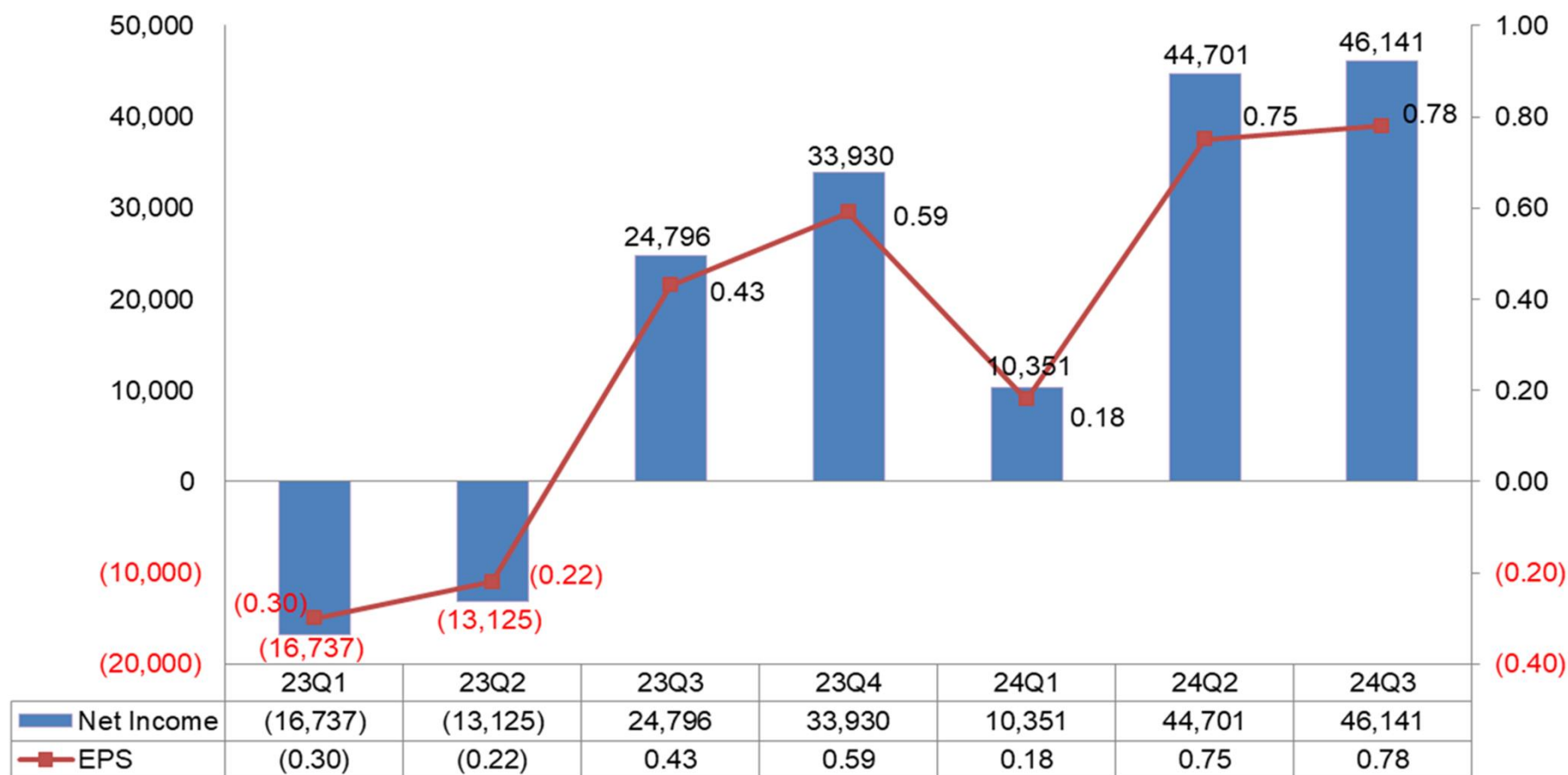
# Revenue & GM% Trend

NT\$ , thousand



# Net Income and EPS

NT\$ , thousand



# 2024 Q3 Result Highlights

In NT\$ thousand  
except EPS

	2024Q3		2024Q2		QoQ	2023Q3		YoY
	Amount	%	Amount	%	%	Amount	%	%
Net Sales	428,712	100%	378,685	100%	13.2%	333,221	100%	28.7%
Gross Margin	162,608	38%	144,216	38%	12.8%	125,821	38%	29.2%
Operating Expense	115,112	27%	113,461	30%	1.5%	126,120	38%	-8.7%
Operating Net Income	47,496	11%	30,755	8%	54.4%	(299)	0%	15984.9%
Net Income before Tax	52,119	12%	37,578	10%	38.7%	24,796	7%	110.2%
Net Income	46,141	11%	44,701	12%	3.2%	24,796	7%	86.1%
EPS	0.78		0.75		0.03	0.42		0.36

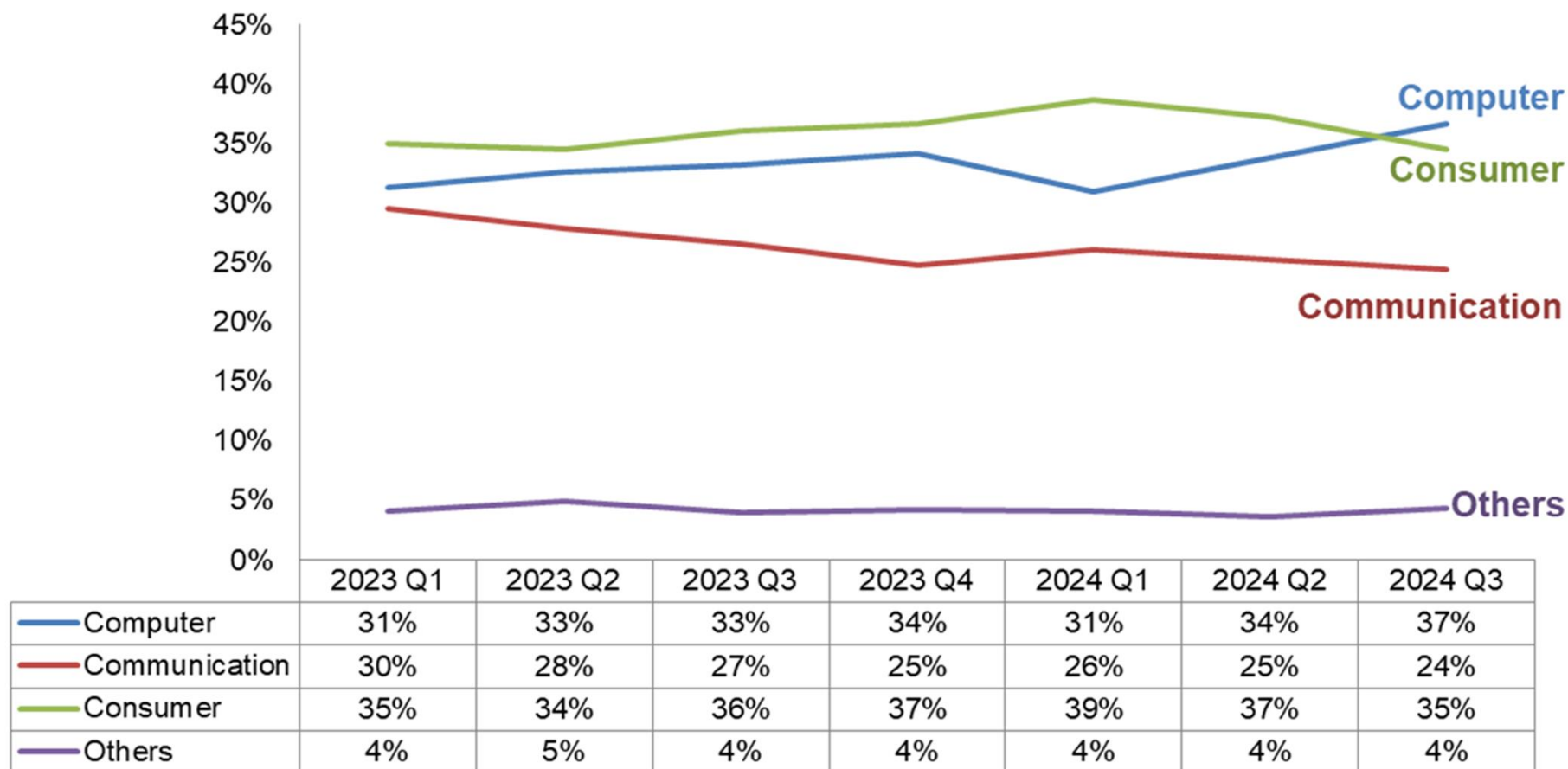


# 2024 Q1~Q3 Result Highlights

In NT\$ thousand  
except EPS

	2024 Q1~Q3		2023 Q1~Q3		YoY
	Amount	%	Amount	%	%
Net Sales	1,118,481	100%	813,200	100%	37.5%
Gross Margin	424,236	38%	293,260	36%	44.7%
Operating Expense	344,062	31%	328,694	40%	4.7%
Operating Net Income	80,174	7%	(35,434)	-4%	326.3%
Net Income before Tax	100,048	9%	(5,066)	-1%	2074.9%
Net Income	101,193	9%	(5,066)	-1%	2097.5%
EPS	1.71		(0.09)		1.80

# Product Application Trend \_ Quarterly



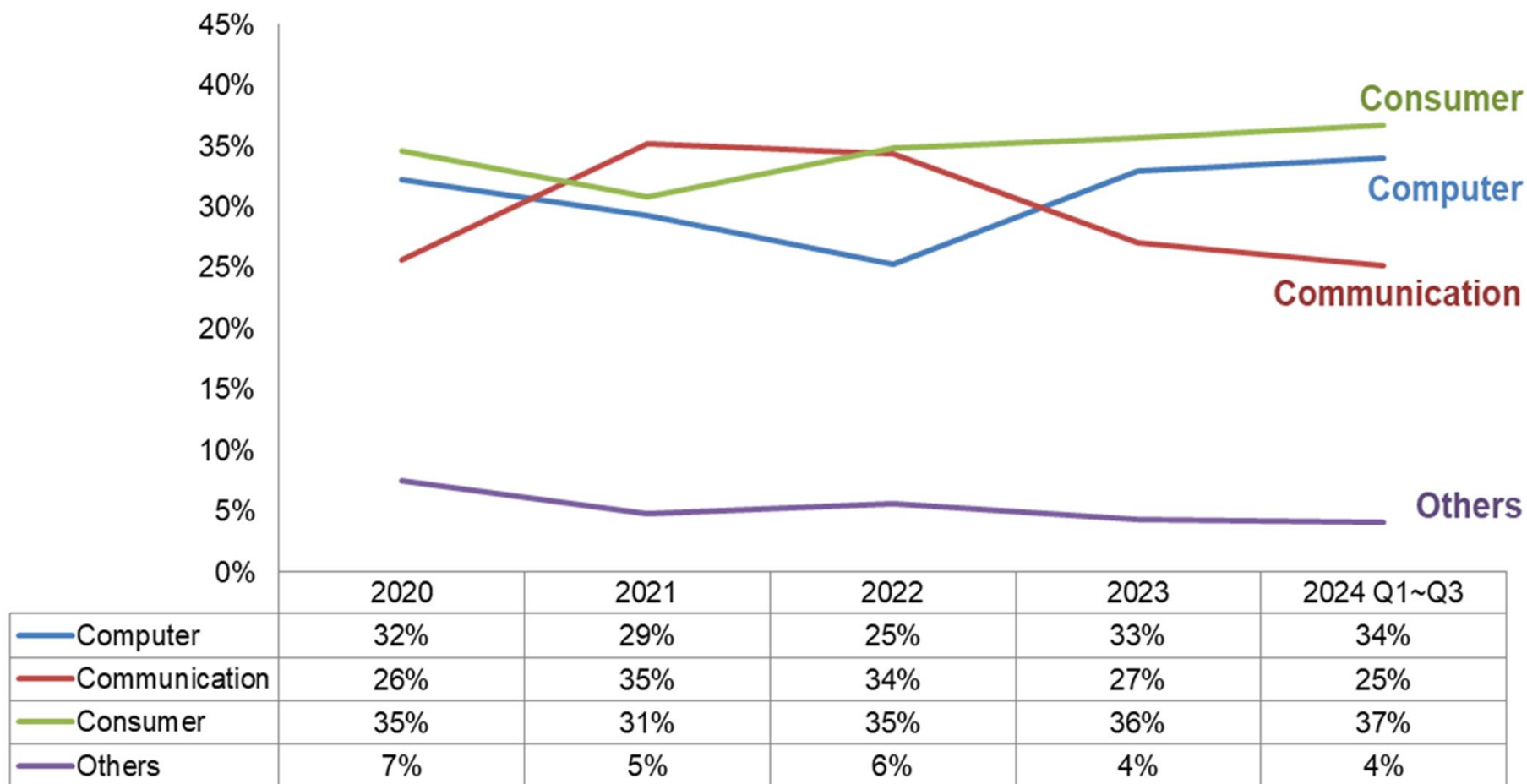
Consumer : TV / Lighting / Game / HA / Li-Charger system / Speaker

Computer : NB (Incl. Tablet) / MNT / Prt (Incl. POS) / PC

Communication : NWK / Mobile / Accessory

Others : Medical / Power Tool / Industrial Power / Others

# Product Application Trend \_Yearly



Consumer : TV / Lighting / Game / HA / Li-Charger system / Speaker

Computer : NB (Incl. Tablet) / MNT / Prt (Incl. POS) / PC

Communication : NWK / Mobile / Accessory

Others : Medical / Power Tool / Industrial Power / Others

**The Best Company for  
AC-DC Mid & High Power  
Application Total Solution**



**THANK YOU**

